

Scaled data based on original data using
LM-79-08 Approved Method: Electrical and Photometric Measurements of Solid-
State Lighting Products

Test Report Prepared for
Cooper Lighting Solutions
(formerly Eaton)

Brand: McGRAW-EDISON

Report Number: P270162

Luminaire Tested: **GWC-AF-01-LED-E1-SL4-7027-600**

Issue Date: 3/3/2020

Test Information

Test Method: LM-79-08
Report Number: P270162
TEST IS SCALED FROM IESNA LM-79-08 TEST DATA (P24294)
Test Lab: INNOVATION CENTER P2
Issue Date: 3/3/2020
Manufacturer: COOPER LIGHTING SOLUTIONS (FORMERLY EATON)
Product Line: MCGRAW-EDISON
Catalog Number: GWC-AF-01-LED-E1-SL4-7027-600
Description: GALLEON WALL LUMINAIRE
(1) 70 CRI, 2700K, 615mA LIGHTSQUARE WITH 16 LEDS EACH AND TYPE IV SPILL
LIGHT ELIMINATOR OPTICS
Light Source: -
Ballast/Driver: ELECTRONIC DRIVER

Summary

Lumens per Lamp: N/A
Luminaire Lumens: 3457.8 lumens
Efficiency: N/A
Efficacy: 101.7 lumens/watt
Luminous Opening: Rectangular (W 0.5' x L: 0.5' x H: 0')
IES Classification: Type IV - Short - Semi-Cutoff
BUG Rating: B0 - U0 - G1

Input Watts (W): 34
Input Voltage (V): NR
Input Current (Ain): NR
Voltage Rise (V): NR
Power Factor: NR
Total Harmonic Distortion (THDi): NR
Frequency (hertz): 60
Stabilization Time: NR
Operation Time: NR
Ambient Temperature (°C): NR
Test Distance: 25 FT

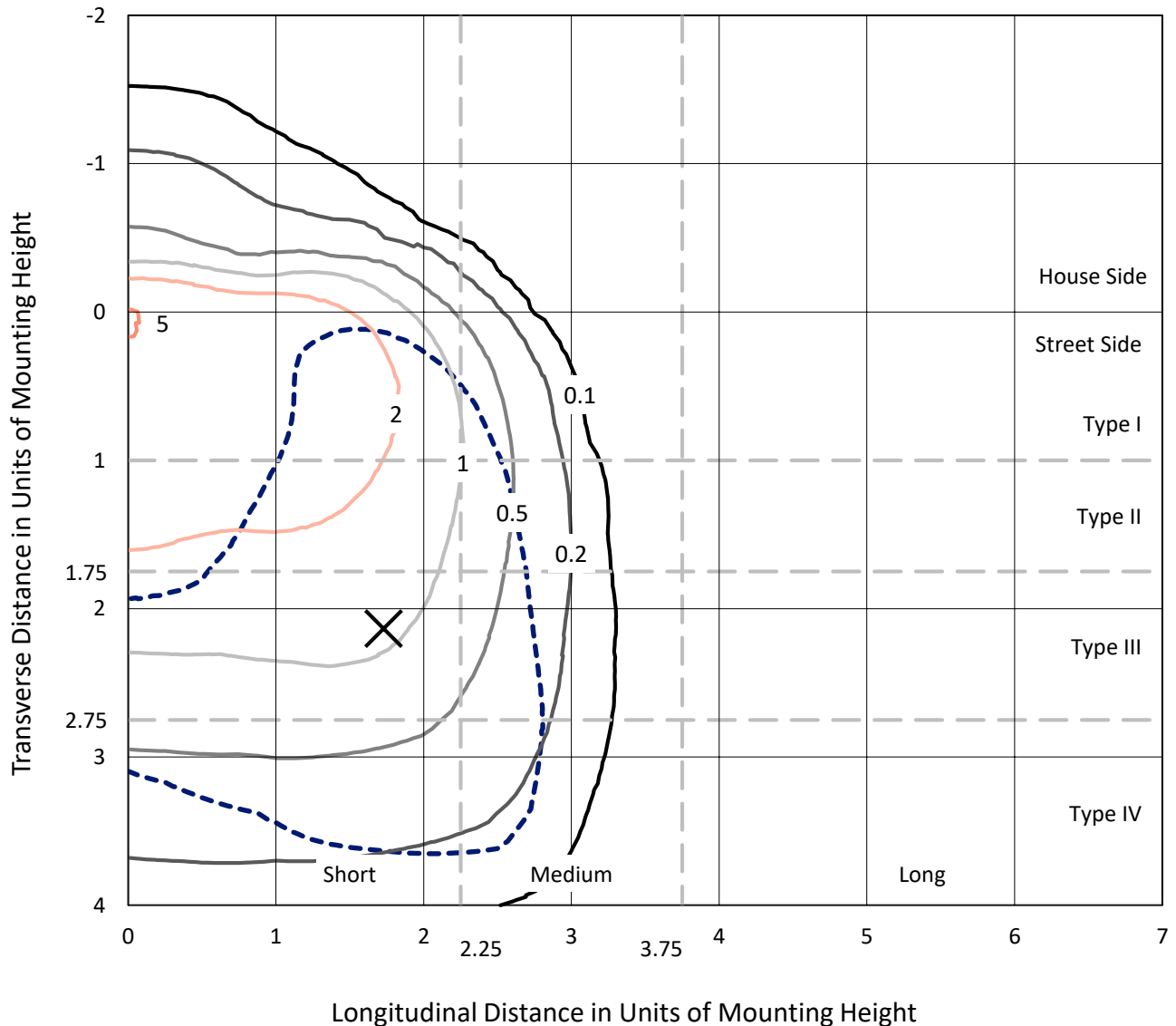


REPORT NUMBER: P270162

CATALOG NUMBER: GWC-AF-01-LED-E1-SL4-7027-600

Iso-Footcandle Lines of Horizontal Illumination

× Max cd
 - - - 1/2 Max cd

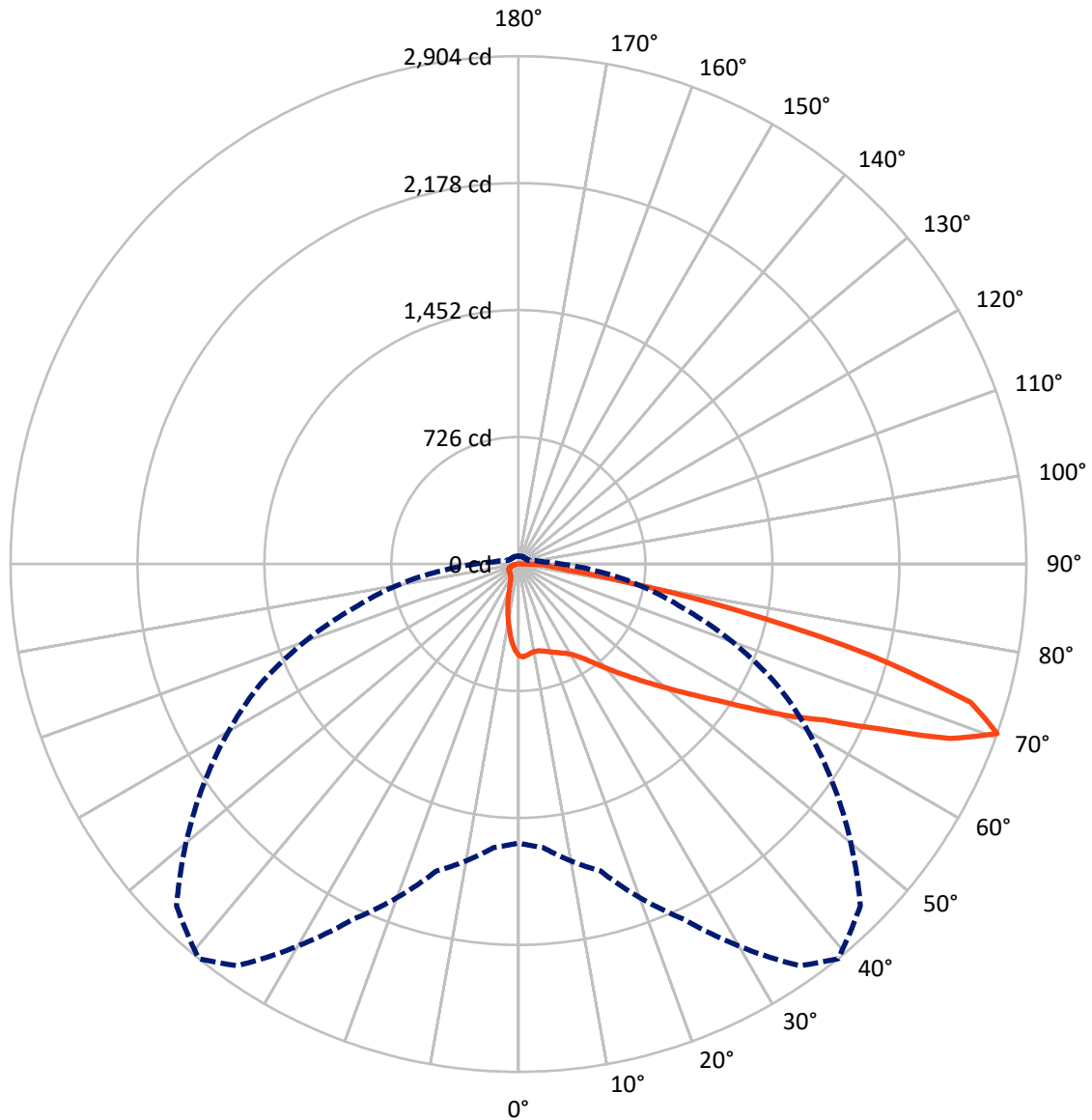


Based on 10 foot mounting height. Maximum calculated value = 5.2 fc
 Type IV - Short - Semi-Cutoff

REPORT NUMBER: P270162

CATALOG NUMBER: GWC-AF-01-LED-E1-SL4-7027-600

Luminous Intensity Polar Plot



— Vertical Plane Through 39-Deg Lateral - - - Horizontal Cone Through 70-Deg Vertical

REPORT NUMBER: P270162

CATALOG NUMBER: GWC-AF-01-LED-E1-SL4-7027-600

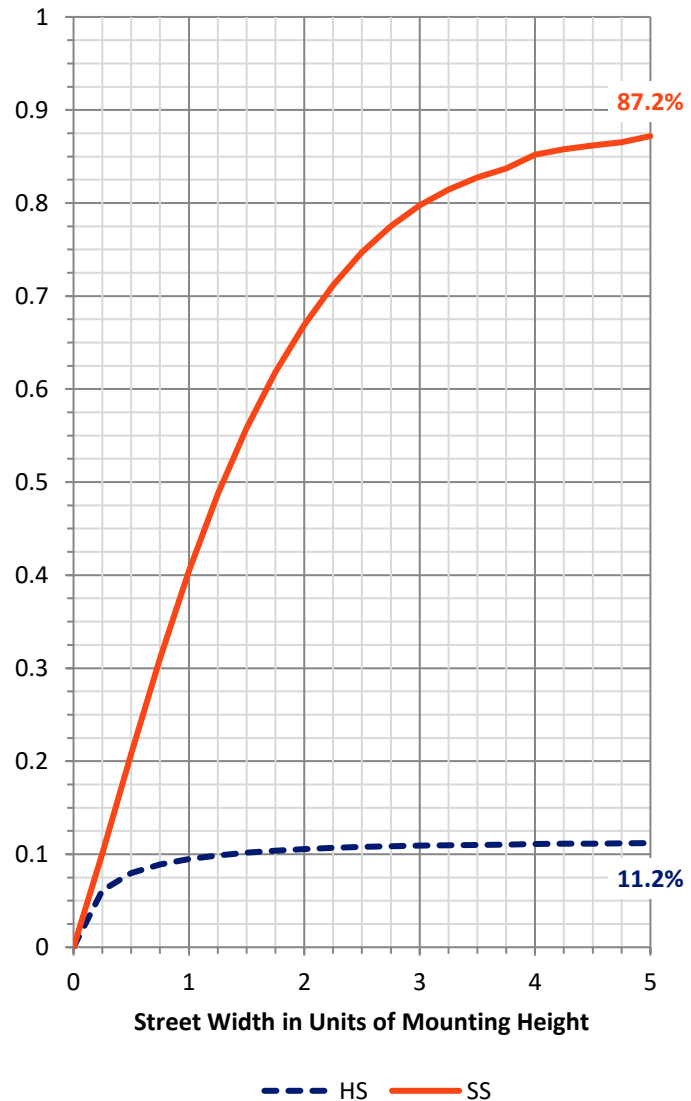
FLUX DISTRIBUTION:

		Downward	Upward	Total
House Side	Lumens	393.3	0.0	393.3
	% Fixture	11.4	0.0	11.4
Street Side	Lumens	3064.5	0.0	3064.5
	% Fixture	88.6	0.0	88.6
Total	Lumens	3457.8	0.0	3457.8
	% Fixture	100.0	0.0	100.0

Coefficient of Utilization

ZONAL LUMENS:

Zone	Lumens	% Fixture
0°-10°	45.0	1.3
10°-20°	112.6	3.3
20°-30°	175.3	5.1
30°-40°	273.1	7.9
40°-50°	458.5	13.3
50°-60°	728.4	21.1
60°-70°	971.7	28.1
70°-80°	586.8	17.0
80°-90°	106.2	3.1
90°-100°	0.0	0.0
100°-110°	0.0	0.0
110°-120°	0.0	0.0
120°-130°	0.0	0.0
130°-140°	0.0	0.0
140°-150°	0.0	0.0
150°-160°	0.0	0.0
160°-170°	0.0	0.0
170°-180°	0.0	0.0
0°-90°	3457.8	100.0
0°-180°	3457.8	100.0



REPORT NUMBER: P270162

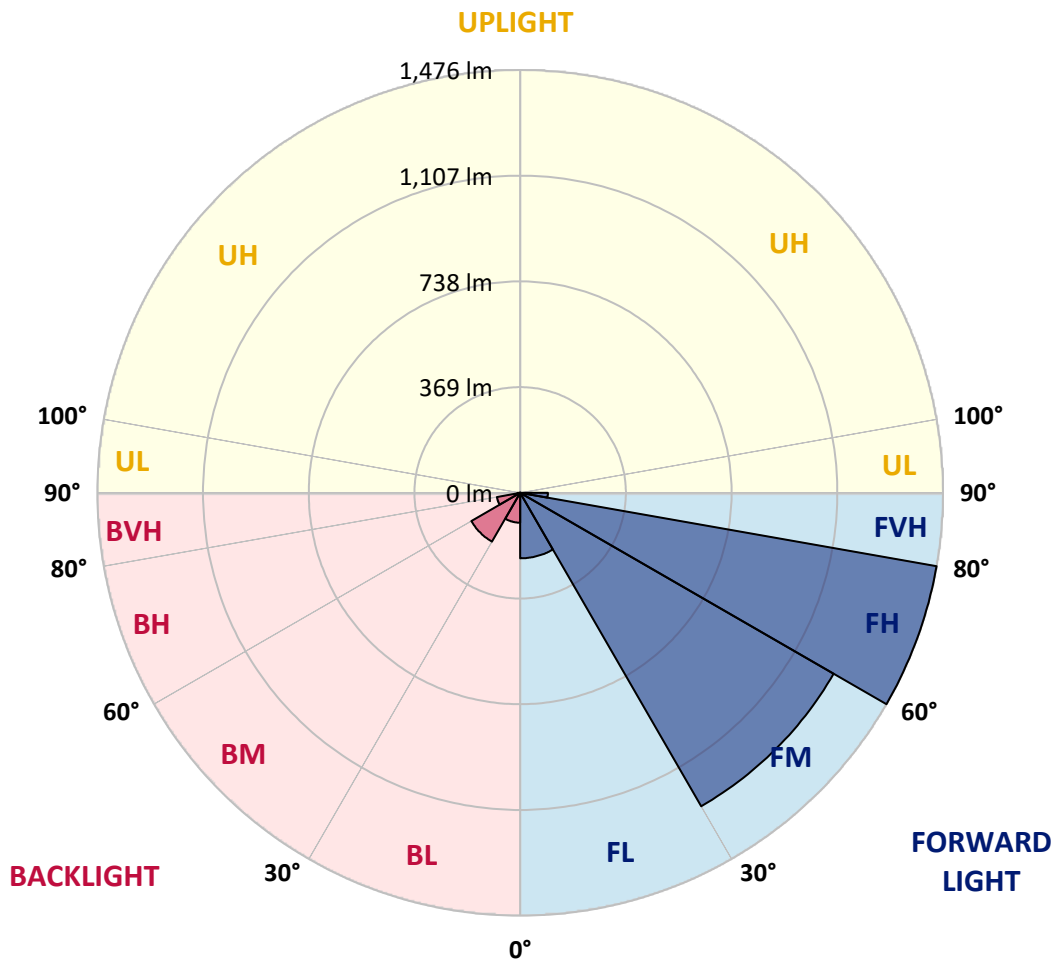
CATALOG NUMBER: GWC-AF-01-LED-E1-SL4-7027-600

LUMINAIRE CLASSIFICATION SYSTEM LUMEN TABLE AND BUG RATING:

Zone		Lumens	% Fixture	Zone Rating/Lumen Limit		
				B	U	G
FL	(0°-30°)	228.7	6.6			
FM	(30°-60°)	1263.3	36.5			
FH	(60°-80°)	1475.9	42.7			G1/1800
FVH	(80°-90°)	96.6	2.8			G1/100
BL	(0°-30°)	104.3	3.0	B0/110		
BM	(30°-60°)	196.8	5.7	B0/220		
BH	(60°-80°)	82.6	2.4	B0/110		G0/110
BVH	(80°-90°)	9.6	0.3			G0/10
UL	(90°-100°)	0.0	0.0		U0/0	
UH	(100°-180°)	0.0	0.0		U0/0	

BUG Rating: B0-U0-G1

Type IV Short





REPORT NUMBER: P270162

CATALOG NUMBER: GWC-AF-01-LED-E1-SL4-7027-600

CANDELA DISTRIBUTION (FULL):

	0°	5°	15°	25°	35°	39°	45°	55°	65°	75°	85°
0°	524.9	524.9	524.9	524.9	524.9	524.9	524.9	524.9	524.9	524.9	524.9
2.5°	535.1	535.0	533.6	532.4	531.6	531.3	531.9	529.3	527.0	524.3	521.2
5°	531.1	530.9	528.7	526.5	524.4	523.7	523.5	518.9	515.9	511.8	506.1
7.5°	526.6	525.8	522.9	519.3	515.6	513.9	512.2	505.9	502.8	498.6	492.1
10°	522.2	521.0	518.2	514.8	511.2	508.6	505.6	499.6	496.3	493.1	485.5
12.5°	517.3	516.4	515.7	514.2	511.8	509.5	507.3	502.2	498.6	494.8	486.2
15°	516.6	516.3	518.0	519.0	517.6	516.2	513.7	509.2	505.6	502.0	490.5
17.5°	522.4	522.2	526.1	529.0	528.3	525.8	522.5	517.6	514.5	511.5	497.1
20°	534.6	535.5	540.4	544.2	540.6	537.0	531.6	524.8	523.3	521.7	503.9
22.5°	557.8	558.7	562.2	563.6	554.4	549.4	541.8	533.1	531.9	533.1	512.3
25°	594.0	593.2	592.6	587.3	570.7	562.8	553.0	544.0	544.5	549.3	523.9
27.5°	642.0	637.3	629.9	614.1	587.5	578.8	567.0	558.6	561.9	571.1	541.3
30°	691.8	686.6	669.4	643.6	609.7	600.0	586.9	577.3	586.1	600.5	564.5
32.5°	737.9	737.1	712.1	678.9	640.2	631.8	618.7	608.0	622.2	644.2	599.3
35°	788.2	789.7	759.7	719.9	681.5	672.8	663.3	655.3	674.2	704.5	649.7
37.5°	841.9	845.0	809.7	764.7	728.6	725.0	719.5	715.9	745.2	787.0	720.3
40°	913.8	910.6	861.7	815.3	786.6	786.3	784.6	788.8	837.7	895.0	810.8
42.5°	990.8	981.5	916.6	869.6	849.9	855.9	859.5	876.7	949.0	1026.1	921.2
45°	1073.8	1052.9	973.8	927.2	920.6	933.2	945.0	982.6	1079.9	1175.4	1042.2
47.5°	1140.0	1119.8	1032.8	987.4	1002.1	1021.3	1044.3	1103.5	1226.5	1329.6	1161.5
50°	1192.3	1179.0	1092.3	1057.8	1091.9	1121.4	1159.1	1240.5	1379.2	1479.7	1272.1
52.5°	1243.0	1233.1	1152.5	1129.9	1197.4	1238.1	1289.3	1387.4	1535.7	1627.4	1365.2
55°	1288.6	1281.6	1217.3	1219.7	1321.4	1374.5	1438.9	1554.7	1706.2	1759.2	1443.8
57.5°	1340.1	1331.2	1291.0	1332.4	1480.9	1549.8	1633.6	1742.9	1866.0	1876.1	1503.9
60°	1392.1	1384.3	1373.0	1462.5	1683.5	1755.8	1835.1	1925.2	2028.5	1967.1	1500.3
62.5°	1437.0	1437.8	1457.7	1599.2	1881.8	1965.6	2062.2	2151.4	2175.2	1982.9	1389.4
65°	1513.3	1527.2	1586.4	1792.5	2161.0	2273.2	2391.7	2377.5	2215.8	1835.0	1151.4
67.5°	1604.1	1628.4	1748.6	2050.2	2513.7	2662.7	2708.6	2428.7	2053.2	1491.6	820.8
70°	1594.9	1628.4	1818.4	2242.3	2804.6	2904.4	2765.2	2198.1	1630.3	974.5	435.9
72.5°	1416.3	1464.2	1675.9	2154.2	2712.9	2704.2	2400.6	1638.7	968.6	391.3	170.4
75°	1079.5	1127.9	1310.1	1701.8	2144.3	2070.5	1703.4	905.2	367.5	155.3	107.3
77.5°	620.9	658.5	799.2	1043.7	1360.4	1284.5	948.2	402.6	178.9	108.2	83.8
80°	346.7	367.5	453.0	529.6	666.6	611.0	424.2	250.2	133.6	78.6	64.7
82.5°	274.1	292.7	366.4	334.0	304.4	280.9	243.7	222.7	106.7	49.5	38.6
85°	239.5	257.2	310.2	263.1	208.0	190.7	197.9	219.2	83.0	30.0	33.1
87.5°	221.8	245.5	276.4	202.7	162.0	143.5	182.6	240.3	26.7	18.7	13.4
90°	0.0	0.0	0.0	0.0	0.0	0.0	0.0	0.0	0.0	0.0	0.0



REPORT NUMBER: P270162

CATALOG NUMBER: GWC-AF-01-LED-E1-SL4-7027-600

CANDELA DISTRIBUTION (continued):

	90°	95°	105°	115°	125°	135°	145°	155°	165°	175°	180°
0°	524.9	524.9	524.9	524.9	524.9	524.9	524.9	524.9	524.9	524.9	524.9
2.5°	518.6	515.7	511.2	507.3	500.9	497.5	493.8	491.3	489.0	487.3	490.1
5°	502.6	497.3	487.7	477.3	465.1	455.4	447.3	439.7	434.4	430.8	433.3
7.5°	487.5	478.8	463.7	444.9	423.9	405.9	391.1	378.1	369.2	363.4	365.7
10°	478.8	468.1	444.8	415.2	384.1	356.2	332.9	312.9	299.0	291.1	292.4
12.5°	476.8	462.8	430.6	390.0	347.4	308.6	275.8	248.0	228.6	218.4	218.6
15°	478.3	460.7	417.2	365.7	311.9	262.8	222.1	188.3	165.6	154.0	153.8
17.5°	481.0	458.9	403.1	339.5	275.8	218.8	173.4	140.2	120.3	110.9	110.2
20°	483.7	456.0	387.3	311.2	238.4	178.0	135.7	109.9	97.2	92.2	91.7
22.5°	487.9	453.6	370.9	281.3	201.6	145.0	111.6	94.2	87.6	84.9	84.6
25°	494.3	452.3	353.6	250.2	168.6	121.4	97.2	86.4	82.6	80.8	80.7
27.5°	505.2	454.2	337.1	219.9	141.8	105.3	89.1	82.6	79.8	78.2	78.1
30°	519.3	459.6	319.9	191.2	120.8	94.4	84.3	79.9	77.8	76.1	76.1
32.5°	542.7	468.6	301.8	166.5	105.8	86.9	80.5	77.8	75.7	74.5	74.4
35°	577.2	486.0	285.0	146.0	95.1	81.3	77.3	75.3	73.8	73.1	73.1
37.5°	627.2	513.1	270.0	131.2	88.7	77.8	74.4	72.9	72.0	72.0	72.0
40°	694.6	550.8	258.0	121.4	84.9	75.1	72.0	70.8	70.2	70.4	70.4
42.5°	777.8	599.7	249.8	114.4	83.2	73.5	70.4	69.4	68.9	68.7	68.9
45°	872.6	655.3	248.9	109.4	81.3	72.5	69.4	68.5	67.4	66.7	66.7
47.5°	964.6	711.6	256.1	107.5	79.5	71.1	68.6	67.6	65.9	64.4	64.4
50°	1046.0	759.6	265.8	108.2	78.7	69.4	67.2	66.7	64.1	62.4	62.3
52.5°	1110.8	796.5	273.8	110.4	79.5	68.2	65.3	65.5	62.9	61.1	60.8
55°	1162.5	820.8	271.6	112.5	81.0	67.6	63.8	64.1	62.1	60.1	60.1
57.5°	1185.3	811.9	248.2	110.8	82.3	67.7	62.6	64.0	62.3	60.5	60.5
60°	1136.5	732.2	204.5	103.0	80.7	67.2	62.1	64.7	64.5	62.7	62.6
62.5°	989.3	589.6	158.6	91.5	75.3	64.5	60.6	64.5	66.5	65.9	65.8
65°	762.4	420.0	121.1	79.3	67.8	60.1	57.0	60.5	63.2	63.8	63.6
67.5°	494.8	257.4	93.3	67.7	59.6	55.1	52.2	53.8	54.3	54.3	54.0
70°	243.4	138.5	74.4	57.0	51.2	49.5	48.0	47.2	46.3	45.5	45.5
72.5°	120.1	90.5	61.2	48.1	44.1	43.4	43.1	42.0	41.3	40.5	40.1
75°	88.8	73.8	52.0	40.7	38.0	37.3	38.0	37.1	36.9	36.2	35.8
77.5°	72.9	62.7	44.8	34.9	32.5	31.4	32.3	32.5	32.7	31.6	31.4
80°	59.3	53.1	37.5	28.8	26.7	25.8	26.5	27.9	28.2	26.7	26.1
82.5°	42.7	43.4	30.3	22.5	20.8	20.0	21.5	23.1	23.5	21.3	20.8
85°	35.8	36.2	23.1	16.0	14.3	13.1	15.5	17.2	18.4	16.2	15.6
87.5°	14.9	21.3	13.4	9.0	7.9	6.8	8.3	9.2	11.0	10.2	10.1
90°	0.0	0.0	0.0	0.0	0.0	0.0	0.0	0.0	0.0	0.0	0.0

(END OF REPORT)